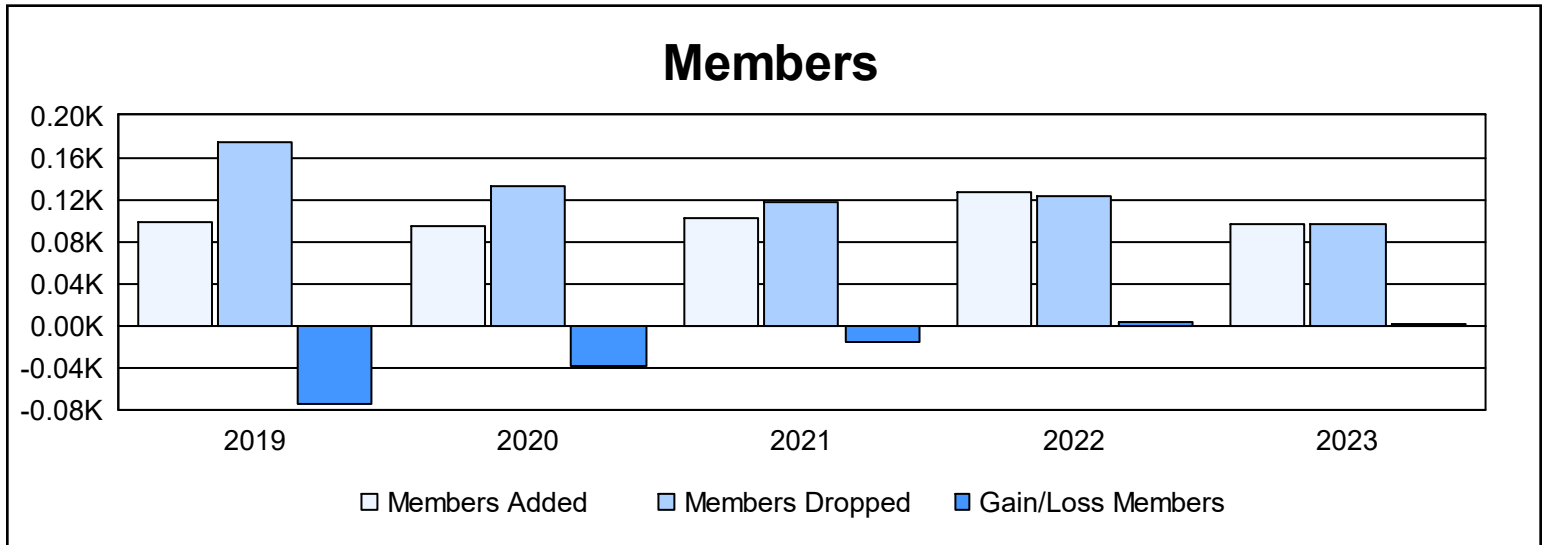
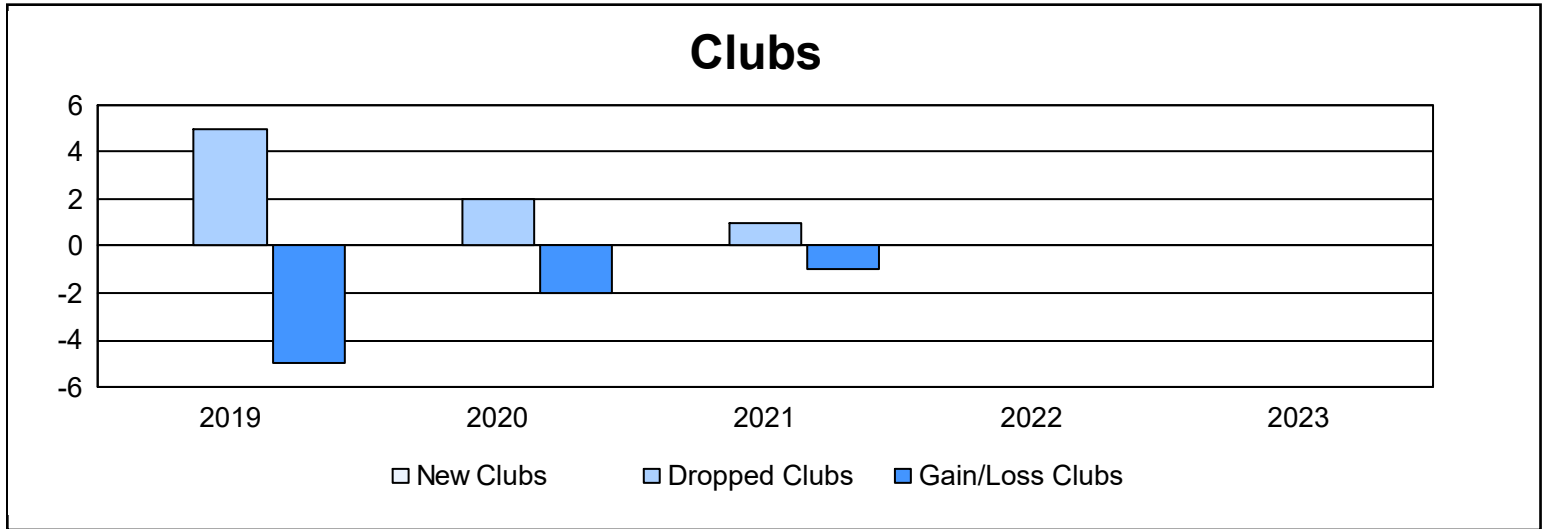
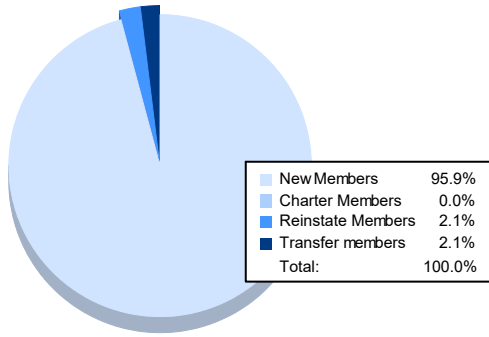


| Year | New Clubs | Dropped Clubs | Gain/ Loss Clubs | New Members | Charter Members | Reinstate Members | Transfer Members | Total Member Added | Total Members Dropped | Gain/ Loss Members |
|----------------|-----------|---------------|------------------|-------------|-----------------|-------------------|------------------|--------------------|-----------------------|--------------------|
| 2018-2019 | 0 | 5 | -5 | 93 | 0 | 2 | 4 | 99 | 174 | -75 |
| 2019-2020 | 0 | 2 | -2 | 80 | 0 | 7 | 7 | 94 | 132 | -38 |
| 2020-2021 | 0 | 1 | -1 | 96 | 0 | 4 | 3 | 103 | 118 | -15 |
| 2021-2022 | 0 | 0 | 0 | 121 | 0 | 2 | 4 | 127 | 123 | 4 |
| 2022-2023 | 0 | 0 | 0 | 93 | 0 | 2 | 2 | 97 | 96 | 1 |
| Average | 0 | 2 | -2 | 97 | 0 | 3 | 4 | 104 | 129 | -25 |



Membership Composition June 2023 Cumulative



Gender Composition June 2023 Cumulative

